



Putting victims first in County Durham and Darlington


Performance on a Page - 2016/17 Quarter 2 (Sept '16)

Key Performance Indicators

Objective 1: Inspire Confidence
Taking everything into account, I have confidence in the police' (Crime Survey England and Wales)

81.7%  0.9%

Objective 2: Support Victims




Objective 3: Keep Communities Safe

Victim Based Crime
37,504  27.1%*

*This includes increases as a result of changes to recording and classifications

Objective 4: People who think the police do a good job (CSEW)

64.7%  0.8%


Objective 5: HMIC PEEL Assessments
How _____ is the force at keeping people safe and reducing crime?



Each category is made up of a series of graded questions

Objective 6: Anti-Social Behaviour

Crook  25.7%
Newton Aycliffe  24.9%

Overall  14.8%

Fatal  3
Road Traffic Collisions

Total  55

Objective 7: Sexual Offences

 20.7%

Objective 8: Anti-Social Behaviour Satisfaction

81%

Objective 9: Criminal Damage (incl. arson)

 18.9%

Objective 10: Burglary

 11.9%